


A121
A122
A123

Description

Auxiliary inlet connections, used to supplement the fire protection water supply. Bodies with built-in drop clappers providing unobstructed waterway.

Versions and product codes

Series	Standard version	Size	Type	Finishing
A121 END OUTLET BODY	Standard version "Horizontal Left"	6" x 3"	NPT inlets (F) x NPT outlet (F)	Rough Brass
		8" x 3" (6" body with adapter 6" x 8")		
A122 BACK OUTLET BODY	Standard version "Horizontal back"	6" x 3"	NPT inlets (F) x NPT outlet (F)	Rough Brass
		8" x 3"		
A122 ANGEL OUTLET BODY	Standard version "Horizontal Bottom"	6" x 3"	NPT inlets (F) x NPT outlet (F)	Rough Brass
		8" x 3" (6" body with adapter 6" x 8")		

Technical data

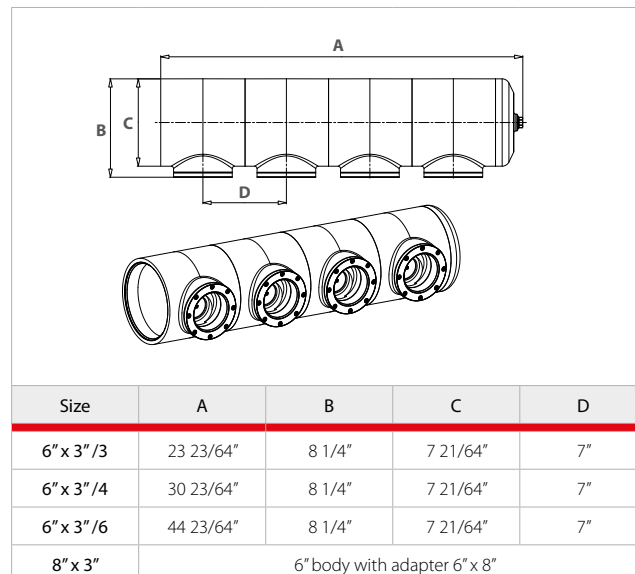
- Rated pressure: 300 PSI (20,6 bar)

Materials

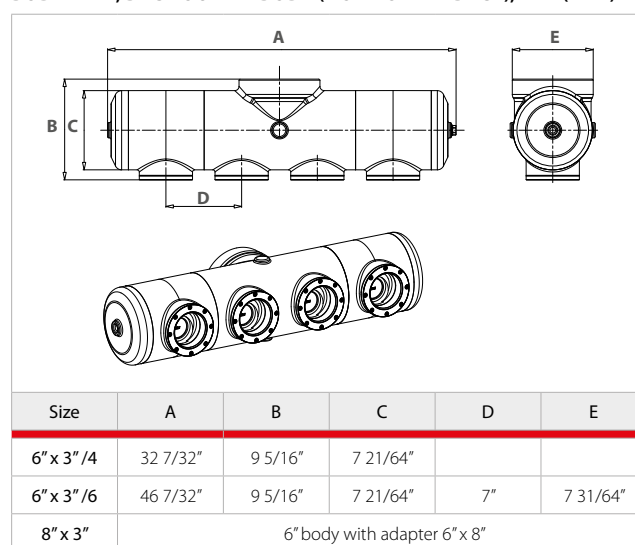
- Body: forged brass CuZn40Pb2 in accordance with European Standard EN 12165 CW617N, similar to American Standard ASTM B124 C37700
- Yield stress of the material in the shape of bar: 360 MPa
- Stress for permanent distortion R(0.2): 138 MPa
- Elongation: 10 %

Dimensions

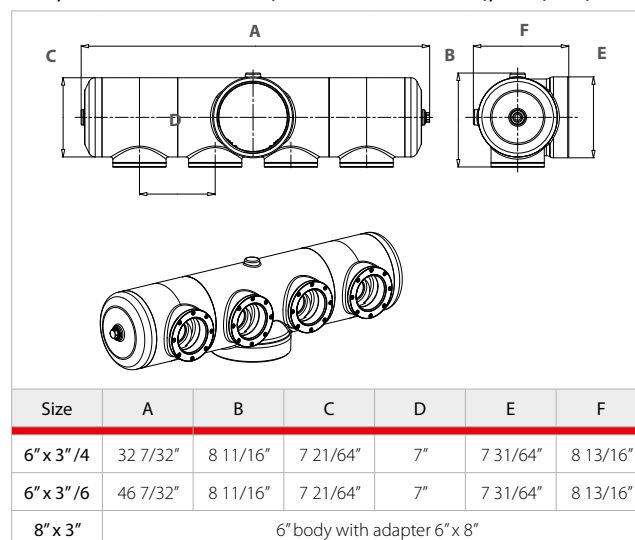
**A121 – FLUSH FIRE DEPARTMENT INLET CONNECTIONS CLAPPER
BODY TYPE, END OUTLET BODY (HORIZONTAL LEFT), NPT (F x F)**



**A122 – FLUSH FIRE DEPARTMENT INLET CONNECTIONS CLAPPER
BODY TYPE, BACK OUTLET BODY (HORIZONTAL BACK), NPT (F x F)**



**A123 - FLUSH FIRE DEPARTMENT INLET CONNECTIONS CLAPPER BODY
TYPE, ANGLE OUTLET BODY (HORIZONTAL BOTTOM), NPT (F x F)**





Product specifications

A121 - end outlet body

Flush Fire Department Inlet Connections Clapper Body Type, End Outlet Body (horizontal left), NPT (F x F) and with main feature as following

- Forged brass
- 6" or 8", female NPT outlet
- 3" female NPT inlets
- 3/4/6 inlets
- Rated pressure 300 psi

A122 - back outlet body

Flush Fire Department Inlet Connections Clapper Body Type, Back Outlet Body (horizontal back), NPT (F x F) and with main feature as following

- Forged brass
- 6" or 8", female NPT outlet
- 3" female NPT inlets
- 4/6 inlets
- Rated pressure 300 psi

A123 - angle outlet body

Flush Fire Department Inlet Connections Clapper Body Type, Angle Outlet Body (horizontal bottom), NPT (F x F), with main feature as following

- Forged brass
- 6" or 8", female NPT outlet
- 3" female NPT intlets
- 4/6 inlets
- Rated pressure 300 psi

Additional information

For additional information please check the website www.giacomini.com or contact the technical service: ☎ +39 0322 923372 📠 +39 0322 923255 ✉ consulenza.prodotti@giacomini.com
This pamphlet is merely for information purposes. Giacomini S.p.A. retains the right to make modifications for technical or commercial reasons, without prior notice, to the items described in this pamphlet. The information described in this technical pamphlet does not exempt the user from following carefully the existing regulations and norms on good workmanship.
Giacomini S.p.A. Via per Alzo, 39 - 28017 San Maurizio d'Opaglio (NO) Italy