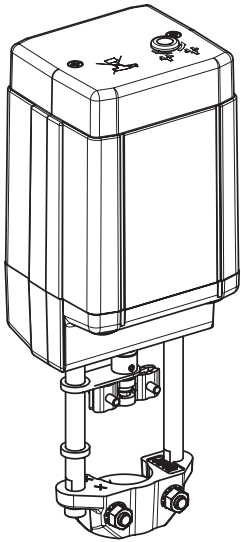
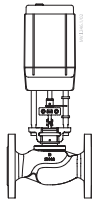


Operating Guide

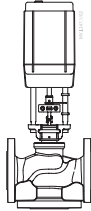
AMV 55, AMV 56



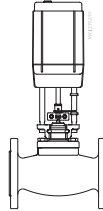
M.L1009.3/01



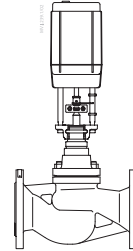
AMV 56 +
VL 2, VF 2 (DN 65-80) +
adapter **065Z0312**



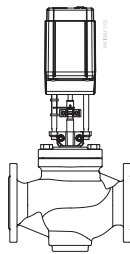
AMV 56 +
VL 3, VF 3 (DN 65, 80) +
adapter **065Z0312**



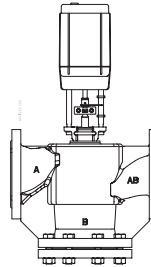
AMV 56 +
VFS 2 (DN 15-50) +
clutch **065Z7551**



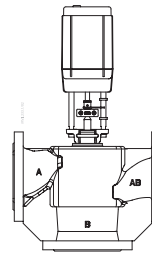
AMV 55, AMV 56 +
VFS 2 (DN 65-100)



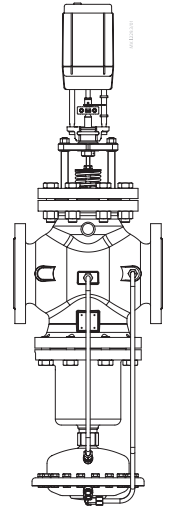
AMV 55 +
VFM 2 (DN 65-150)



AMV 55, AMV 56 +
VL 2 (DN 100)
VF 2 (DN 100-150)



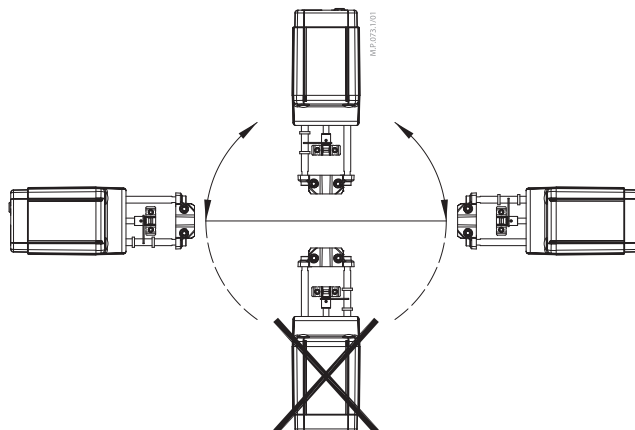
AMV 55, AMV 56 +
VL 3 (DN 100)
VF 3 (DN 100-150)



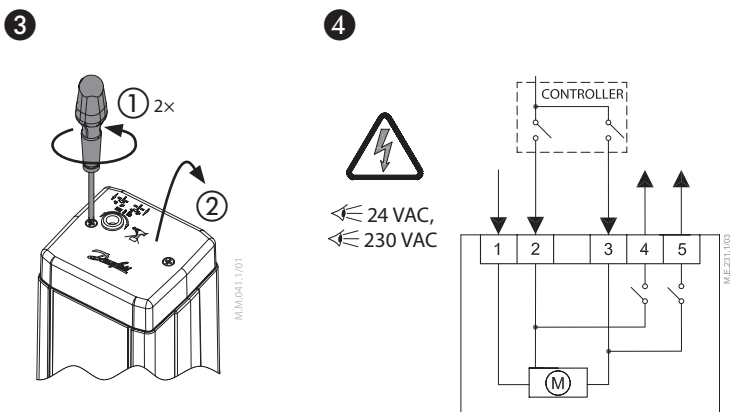
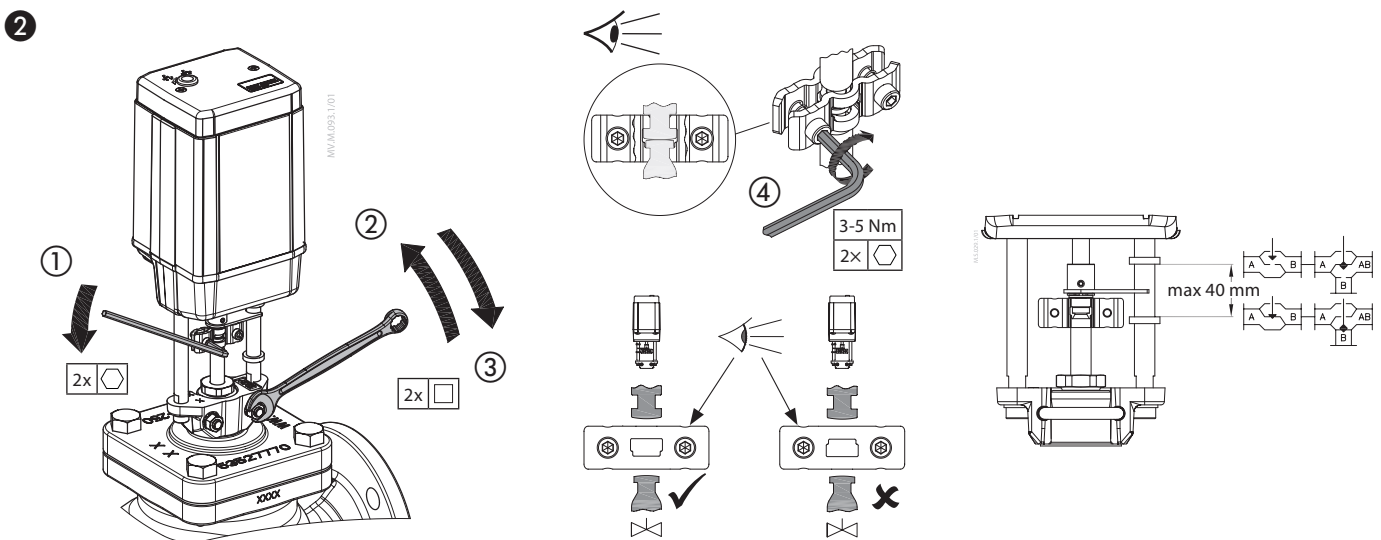
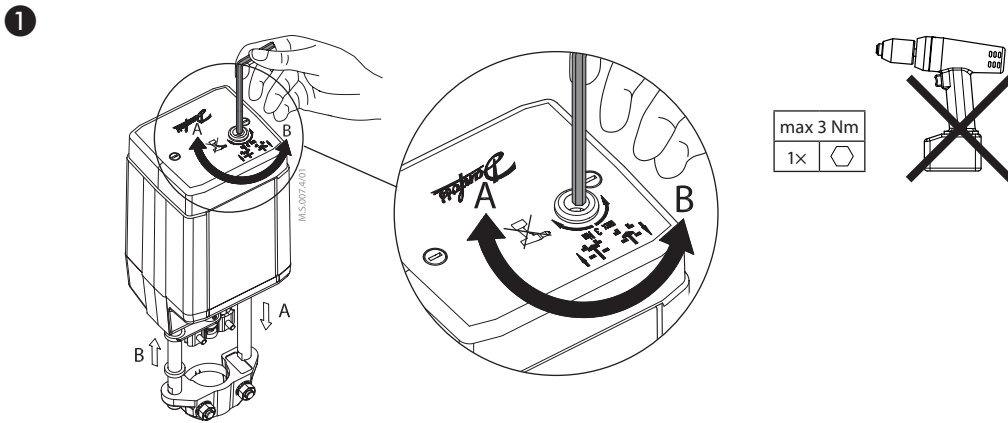
AMV 55, AMV 56 +
AFQM (DN 65-125)
AFQM 6 (DN 40-50)



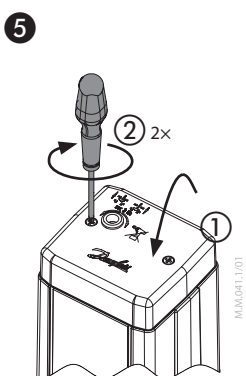
	= AUTO			
	=	4 – 6 mm x 1 mm	13 mm	4 mm



AMV 55, AMV 56

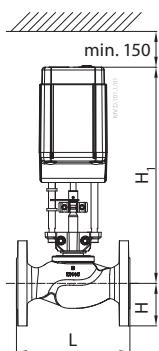


Terminal	0V	Neutral
1		
2		082H3020 24 V 082H3023
3		082H3021 230 V 082H3024
4		Output
5		

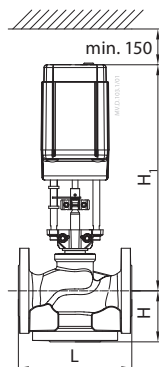


AMV 55, AMV 56

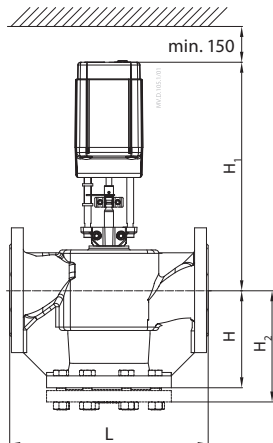
6



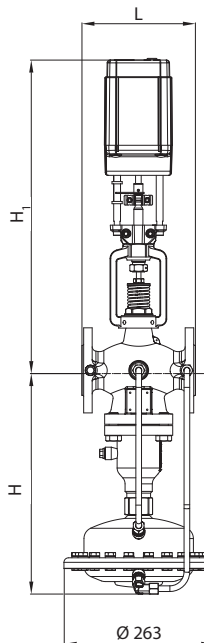
AMV 56 +
VF 2, VL 2 (DN 65, 80) +
adapter **065Z0312**



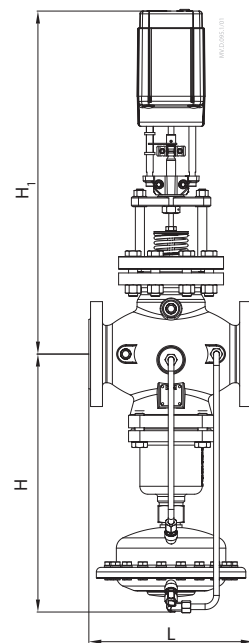
AMV 56 +
VF 3, VL 3 (DN 65, 80) +
adapter **065Z0312**



AMV 55, 56 +
VF 2, VF 3 (DN 100)
VL 2, VL 3 (DN 100)



AMV 55, 56 +
AFQM 6 (DN 40, 50)



AMV 55, 56 +
AFQM (DN 65-125, PN 16/25)

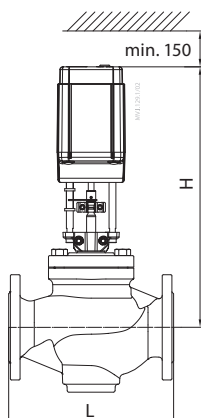
Type	DN	L	H	H ₁
		mm		
VF 2	65	290	92,5	428
	80	310	100	432
VL 2	65	290	88	428
	80	310	95	432

Type	DN	L	H	H ₁
		mm		
VF 3	65	290	120	428
	80	310	155	444
VL 3	65	290	120	428
	80	310	155	432

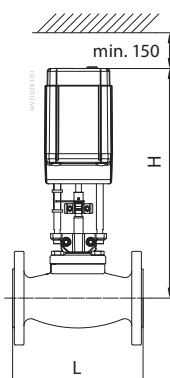
Type	DN	L	H	H ₁	H ₂
		mm			
VF 2	100	350	175	406	196
VF 3	100	350	175	406	196
VL 2	100	350	175	406	196
VL 3	100	350	175	406	196

DN	L	H	H ₁
	mm		
40	200	390	645
50	230	390	645

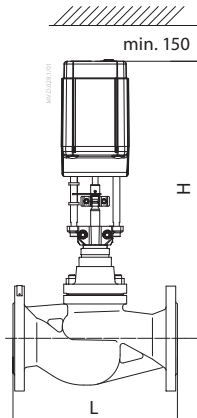
DN	L	H	H ₁
	mm		
65	290	425	604
80	310	425	624
100	350	530	634
125	400	530	664



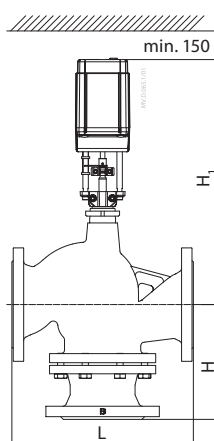
AMV 55, 56 +
VFM 2 (DN 65-150)



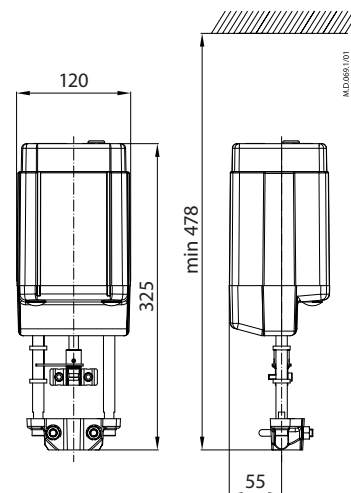
AMV 56 +
VFS 2 (DN 15-50) +
clutch **065Z7551**



AMV 55, 56 +
VFS 2 (DN 65-100)



AMV 55, 56 +
VF 2, VF 3 (DN 125, 150)



DN	L	H
	mm	
65	290	449,5
80	310	450,5
100	350	484,5
125	400	485,5
150	480	584,5

DN	L	H
	mm	
15	130	383
20	150	383
25	160	383
32	180	405
40	200	405
50	230	405

DN	L	H
	mm	
65	290	484
80	310	503
100	350	530

Type	DN	L	H	H ₁
		mm		
VF 2	125	400	160	555
	150	480	200	560
VF 3	125	400	250	555
	150	480	300	560



AMV 55, AMV 56

Part Name 部件名称	Hazardous Substances Table / 有害物质含量表					
	Lead (Pb) 铅	Mercury (Hg) 汞	Cadmium (Cd) 镉	Hexavalent Chromium (Cr(VI)) 六价铬	Polybrominated biphenyls (PBB) 多溴联苯	Polybrominated diphenyl ethers (PBDE) 多溴二苯醚
Reducer guide / 减速器导套	X	O	O	O	O	O
Holder nut / 固定螺母	X	O	O	O	O	O
Position indicator / 位置指示器	X	O	O	O	O	O
Bush spring / 轴承弹簧	X	O	O	O	O	O
Limiters / 限位器	X	O	O	O	O	O
Gears / 齿轮	X	O	O	O	O	O

O: Indicates that this hazardous substance contained in all of the homogeneous material for this part is below the limit requirement in GB/T 26572;
O: 表示该有害物质在该部件所有均质材料中的含量均在GB/T 26572规定的限量要求以下。

X: Indicates that this hazardous substance contained in at least one of the homogeneous material for this part is above the limit requirement in GB/T 26572;
X: 表示该有害物质至少在该部件的某一均质材料中的含量超出GB/T 26572规定的限量要求。

Danfoss can accept no responsibility for possible errors in catalogues, brochures and other printed material. Danfoss reserves the right to alter its products without notice. This also applies to products already on order provided that such alterations can be made without subsequent changes being necessary in specifications already agreed. All trademarks in this material are property of the respective companies. Danfoss and the Danfoss logotype are trademarks of Danfoss A/S. All rights reserved.